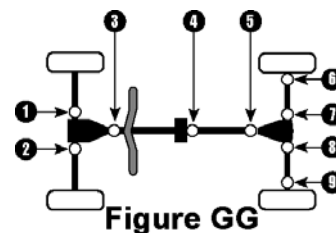
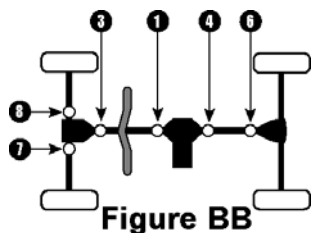


Year/ Model	Make	Fig.	Location	Standard U-Joint	Heavy Duty U-Joint
<b>ARCTIC CAT</b>					
<b>250</b>					
2002	4X4 (Front Final Drive Shaft).....	BB	1,3	ATV600	
<b>300</b>					
2002-98	4X4 (Front Final Drive Shaft).....	BB	1,3	ATV600	
<b>400</b>					
2002-97	4X4 (Front Final Drive Shaft).....	BB	1,3	ATV600	
<b>400i</b>					
2002	4X4 (Front Final Drive Shaft).....	BB	1,3	ATV600	
<b>454</b>					
1998-96	4X4 (Front Final Drive Shaft).....	BB	1,3	ATV600	
<b>500</b>					
2002-98	4X4 (Front Final Drive Shaft).....	BB	1,3	ATV600	
<b>500i</b>					
2002	4X4 (Front Final Draft Shaft).....	BB	1,3	ATV600	
<b>500 AUTOMATIC</b>					
2002	4X4 (Front Final Drive Shaft).....	BB	1,3	ATV600	
<b>500i AUTOMATIC</b>					
2002	4X4 (Front Final Drive Shaft).....	BB	1,3	ATV600	
<b>HONDA</b>					
<b>4 TRAX</b>					
1987-86	4X4 (Rear Final Drive Shaft).....	BB	1,3	ATV301	
<b>ODYSSEY</b>					
1985	FL350 (Rear Wheel Joints).....	FF	1,2,3,4	ATV300	



Year/ Model	Make	Fig.	Location	Standard U-Joint	Heavy Duty U-Joint
<b>KAWASAKI</b>					
<b>BAYOU</b>					
1999-93	400 4X4 (Front Final Drive Shaft)	BB	1,3	ATV701	
2004-89	300 4X4 (Front Final Drive Shaft)	BB	1,3	ATV700	
<b>MULE 1000 - B1</b>					
	450cc (Rear Axle Shaft)	GG	6,9	ATV702	
<b>MULE 2500 - C1~C6</b>					
	620cc (Rear Axle Shaft)	GG	6,7,8,9	ATV704	
<b>MULE 2510 4X4 - A1~A5</b>					
	620cc (Front Axle Shaft)	GG	1,2	ATV704	
	620cc (Propeller Shaft)	GG	3,4,5	ATV700	
	620cc (Rear Axle Shaft)	GG	6,7,8,9	ATV704	
<b>MULE 2510 4X4 - A6</b>					
	620cc (Propeller Shaft)	GG	3,4,5	ATV702	
	620cc (Rear Axle Shaft)	GG	6,7,8,9	ATV704	
<b>MULE 2510 Diesel 4X4 - A1~A2</b>					
	950cc (Propeller Shaft)	GG	3,4,5	ATV702	
	950cc (Rear Axle Shaft)	GG	6,7,8,9	ATV704	
<b>MULE 2510 Diesel 4X4 - A3</b>					
	950cc (Propeller Shaft)	GG	3,4,5	ATV702	
	950cc (Rear Axle Shaft)	GG	6,7,8,9	ATV704	
<b>MULE 2520 - B1~B6</b>					
	620cc (Rear Axle Shaft)	GG	6,7,8,9	ATV704	
<b>MULE 3000 - G1~G4</b>					
	620cc (Rear Axle Shaft)	GG	6,7,8,9	ATV704	
<b>MULE 3010 4X4 - E1~E4/H1~H2</b>					
	620cc (Propeller Shaft)	GG	3,4,5	ATV702	
	620cc (Rear Axle Shaft)	GG	6,7,8,9	ATV704	

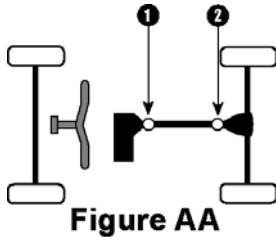


Figure AA

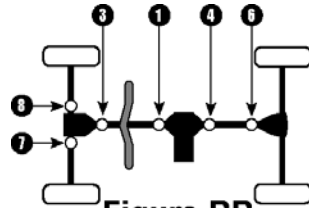


Figure BB

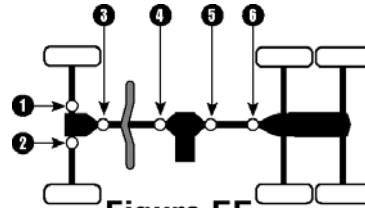


Figure EE

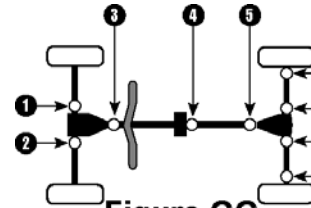
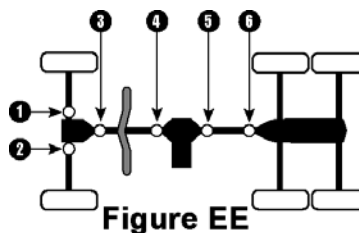
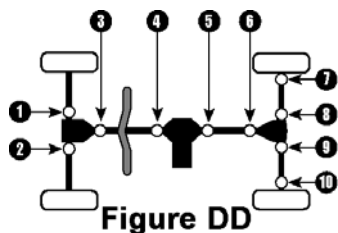


Figure GG

Year/ Model	Make	Fig.	Location	Standard U-Joint	Heavy Duty U-Joint
<b>KAWASAKI (cont.)</b>					
<b>MULE 3010 Diesel 4X4 - B1~B2</b>					
	950cc (Propeller Shaft).....	GG	3,4,5	ATV702	
	950cc (Rear Axle Shaft).....	GG	6,7,8,9	ATV704	
<b>MULE 3020 - F1~F3</b>					
	620cc (Rear Axle Shaft).....	GG	6,7,8,9	ATV704	
<b>PRAIRIE</b>					
2004	700 4X4 (Rear Final Drive Shaft).....	BB	4	ATV703	
2004-03	360 2WD (Final Drive Shaft).....	AA	1	ATV703	
	360 4X4 (Rear Final Drive Shaft).....	BB	4	ATV703	
	650 4X4 (Rear Final Drive Shaft).....	BB	4	ATV703	
2002-99	300 2WD (Final Drive Shaft).....	BB	4	ATV702	
	300 4X4 (Front Final Drive Shaft).....	BB	1,3	ATV701	
	300 4X4 (Rear Final Drive Shaft).....	BB	4	ATV702	
	400 4X4 (Rear Final Drive Shaft).....	BB	4	ATV702	
2002-97	400 2WD (Final Drive Shaft).....	AA	1	ATV702	
	400 4X4 (Front Final Drive Shaft).....	BB	1,3	ATV701	
1998-97	400 4X4 (Rear Final Drive Shaft).....	BB	4	ATV701	
<b>KFX</b>					
2004	700 V Force (Final Drive Shaft).....	AA	1	ATV703	
<b>POLARIS</b>					
<b>BIG BOSS 250</b>					
1993	6X6 (Front Axle Shaft).....	EE	1,2	ATV500	
<b>BIG BOSS 300</b>					
1995-93	6X6 (Front Axle Shaft).....	EE	1,2	ATV501	
<b>BIG BOSS 400</b>					
1996-94	6X6 (Front Axle Shaft).....	EE	1,2	ATV501	
<b>BIG BOSS 500</b>					
1999-98	6X6 (Front Axle Shaft).....	EE	1,2	ATV501	

UNIVERSAL JOINTS

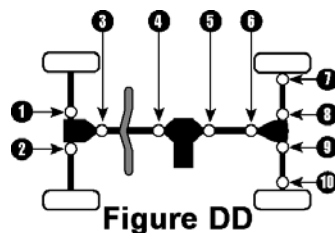


Year/ Model	Make	Fig.	Location	Standard U-Joint	Heavy Duty U-Joint
----------------	------	------	----------	---------------------	-----------------------

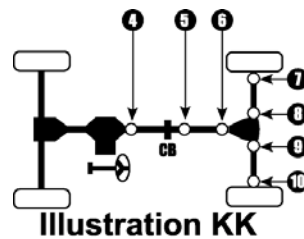
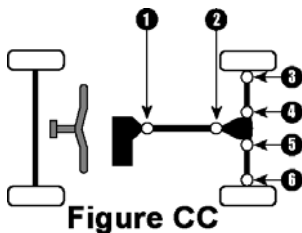
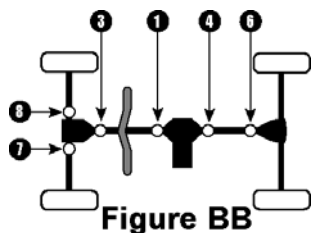
**POLARIS (cont.)**

<b>DIESEL 455</b>					
1999	4X4 (Front Axle Shaft).....	DD	1,2	ATV501	
<b>MAGNUM 425</b>					
1998-96	6x6 (Front Axle Shaft).....	EE	1,2	ATV501	
1998-95	4x4 (Front Axle Shaft).....	DD	1,2	ATV501	
<b>SCRAMBLER 400</b>					
1997-95	4x4 (Front Axle Shaft).....	DD	1,2	ATV501	
<b>SCRAMBLER 500</b>					
1999	4x4 (Front Final Drive Shaft).....	DD	3,4	ATV500	
1998-97	4x4 (Front Axle Shaft).....	DD	1,2	ATV501	
<b>SPORTSMAN 400</b>					
1997-93	4x4 (Front Axle Shaft).....	DD	1,2	ATV501	
<b>SPORTSMAN 500</b>					
2004	4x4 (Front Axle Shaft).....	DD	1,2	N/A <sup>(1)</sup>	
	4x4 (Front Final Drive Shaft).....	DD	3,4	N/A <sup>(1)</sup>	
2003-02	4x4 (Front Axle Shaft).....	DD	1,2	ATV500	
	4x4 (Front Final Drive Shaft).....	DD	3,4	ATV500	
2001-99	4x4 (Front Axle Shaft).....	DD	1,2	ATV501	
	4x4 (Front Final Drive Shaft).....	DD	3,4	ATV501	
1998	4x4 (Front Axle Shaft).....	DD	1,2	ATV501	
	4x4 (Front Final Drive Shaft).....	DD	3,4	ATV501	
	4x4 (Rear Axle Shaft)- Inside.....	DD	8,9	ATV503	
	4x4 (Rear Axle Shaft)- Outside.....	DD	7,10	ATV502	
1997	4x4 (Front Axle Shaft).....	DD	1,2	ATV500	
	4x4 (Front Final Drive Shaft)- With Inside Snap Rings..	DD	3,4	ATV500	
	4x4 (Front Final Drive Shaft)- With Outside Snap Rings.....	DD	3,4	ATV501	
	4x4 (Rear Axle Shaft)- Inside.....	DD	8,9	ATV503	
	4x4 (Rear Axle Shaft)- Outside.....	DD	7,10	ATV502	
<b>Year Listing Continues</b>					

<sup>(1)</sup>Limited information - E-mail or call for availability



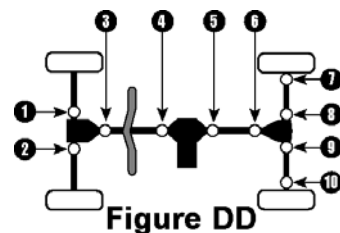
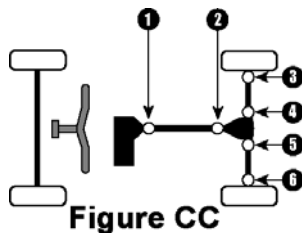
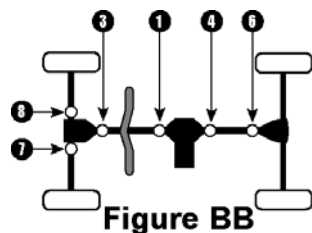
Year/ Model	Make	Fig.	Location	Standard U-Joint	Heavy Duty U-Joint
<b>POLARIS (cont.)</b>					
<b>SPORTSMAN 500 (cont.)</b>					
1996	4x4 (Front Axle Shaft)- With Inside Snap Rings. . . . .	DD	1,2	<b>ATV500</b>	
	4x4 (Front Axle Shaft)- With Outside Snap Rings. . . . .	DD	1,2	<b>ATV501</b>	
	4x4 (Front Final Drive Shaft)- With Inside Snap Rings. .	DD	3,4	<b>ATV500</b>	
	4x4 (Front Final Drive Shaft)- With Outside Snap Rings. . . . .	DD	3,4	<b>ATV501</b>	
	4x4 (Rear Axle Shaft)- Inside. . . . .	DD	8,9	<b>ATV503</b>	
	4x4 (Rear Axle Shaft)- Outside. . . . .	DD	7,10	<b>ATV502</b>	
<b>TRAIL BOSS 250</b>					
1993	4x4 (Front Axle Shaft). . . . .	DD	1,2	<b>ATV501</b>	
1992-87	4x4 (Front Axle Shaft). . . . .	DD	1,2	<b>ATV500</b>	
<b>TRAIL BOSS 300</b>					
1995-94	4x4 (Front Axle Shaft). . . . .	DD	1,2	<b>ATV501</b>	
<b>TRAIL BOSS 350</b>					
1993	4x4 (Front Axle Shaft). . . . .	DD	1,2	<b>ATV501</b>	
1992-90	4x4 (Front Axle Shaft). . . . .	DD	1,2	<b>ATV500</b>	
<b>XPLORER 300</b>					
1998-96	4x4 (Front Axle Shaft). . . . .	DD	1,2	<b>ATV501</b>	
<b>XPLORER 400</b>					
1999-95	4x4 (Front Axle Shaft). . . . .	DD	1,2	<b>ATV501</b>	
<b>XPLORER 500</b>					
1997	4x4 (Front Axle Shaft). . . . .	DD	1,2	<b>ATV501</b>	
	4x4 (Front Final Drive Shaft). . . . .	DD	3,4	<b>ATV500</b>	
	4x4 (Rear Axle Shaft Inside). . . . .	DD	8,9	<b>ATV503</b>	
	4x4 (Rear Axle Shaft Outside). . . . .	DD	7,10	<b>ATV502</b>	



Year/ Model	Make	Fig.	Location	Standard U-Joint	Heavy Duty U-Joint
----------------	------	------	----------	---------------------	-----------------------

**SUZUKI**

<b>EIGER 400</b>					
<b>KING QUAD 300</b>					
<b>KING QUAD LT-F4WDX</b>					
<b>KING QUAD LT-A700</b>					
<b>OZARK LT-F250</b>					
<b>QUAD MASTER LT-A500</b>					
<b>QUAD RUNNER LT-4WD</b>					
<b>QUAD RUNNER LT-F250</b>					
<b>QUAD RUNNER LT-F4WDX</b>					
<b>QUAD RUNNER LT-F500</b>					
<b>QUAD SPORT LT-Z250</b>					
<b>QUV UTILITY 620F</b>					
2005	4WD- (Rear Axles).....	KK	7,10	<b>ATV400</b>	
<b>TWIN PEAKS LT-V700</b>					
<b>VINSON LT-A500</b>					
<b>VINSON LT-F500</b>					
<b>LT 230E QUADRUNNER</b>					
1993-87	(Rear Axle Shaft).....	CC	3,4,5,6	<b>ATV401</b>	
<b>QUADRUNNER</b>					
1998	LTF500 4X4 (Front Final Drive Shaft).....	BB	1,3	<b>ATV400</b>	
1998-92	LT4WD 4X4 (Front Final Drive Shaft).....	BB	1,3	<b>ATV400</b>	
1996-88	LTF250 4X4 (Rear Axle Shaft).....	CC	3,6	<b>ATV403</b>	
			4,5	<b>ATV404</b>	
1993-87	LT230E 4X4 (Rear Axle Shaft).....	CC	3,4,5,6	<b>ATV401</b>	
<b>Year Listing Continues</b>					



Year/ Model	Make	Fig.	Location	Standard U-Joint	Heavy Duty U-Joint
<b>SUZUKI (cont.)</b>					
<b>QUADRUNNER (cont.)</b>					
1991-87	LT4WD 4X4 (Front Final Drive Shaft)	BB	1,3	ATV400	
	LT4WD Wheel End (Rear Axle Shaft)	DD	7,10	ATV403	
1989-87	LT300E 4X4 (Rear Axle Shaft)	CC	3,4,5,6	ATV402	
1987	LTF250 4X4 (Rear Axle Shaft)	CC	1,2	ATV403	
<b>KING QUAD</b>					
1998-91	LTF4WDX 4X4 (Front Final Drive Shaft)	DD	3,4	ATV400	
	LTF4WDX 4X4 Trans End (Rear Axle Shaft)	DD	8,9	ATV404	
	LTF4WDX 4X4 Wheel End (Rear Axle Shaft)	DD	7,10	ATV403	
<b>YAMAHA</b>					
<b>BIG BEAR</b>					
1999-87	YMF350 4X4 (Front Final Drive Shaft)	BB	1,3	ATV200	
	YMF350 4X4 (Rear Final Drive Shaft)	BB	4,6	ATV201	
<b>GRIZZLY</b>					
1998	YMF600 4X4 (Front Final Drive Shaft)	BB	1,3	ATV200	
	YMF600 4X4 (Rear Final Drive Shaft)	BB	4,6	ATV201	
<b>KODIAK</b>					
1999-98	YFM400 4X4 (Front Final Drive Shaft)	BB	1,3	ATV202	
1997-93	YFM400 4X4 (Front Final Drive Shaft)	BB	1,3	ATV200	
	YFM400 4X4 (Rear Final Drive Shaft)	BB	4,6	ATV201	
<b>TIMBERWOLF</b>					
1998-94	YFB250 4X4 (Front Final Drive Shaft)	BB	1,3	ATV200	
	YFB250 4X4 (Rear Final Drive Shaft)	BB	4,6	ATV201	
<b>WOLVERINE</b>					
1998-95	YFM350 4X4 (Front Final Drive Shaft)	BB	1,3	ATV202	
	YFM350 4X4 (Rear Final Drive Shaft)	BB	4,6	ATV201	